

Scaled data based on original data using  
LM-79-08 Approved Method: Electrical and Photometric Measurements of Solid-  
State Lighting Products

Test Report Prepared for  
Cooper Lighting Solutions  
(formerly Eaton)

Brand: McGRAW-EDISON

Report Number: P227535

Luminaire Tested: **ISS-AF-600-LED-E1-T2-7030-ULG**

Issue Date: 3/3/2020

**Test Information**

Test Method: LM-79-08  
Report Number: P227535  
TEST IS SCALED FROM IESNA LM-79-08 TEST DATA (P29758)-DOWNLIGHT AND  
Test Lab: INNOVATION CENTER-P2  
Issue Date: 3/3/2020  
Manufacturer: COOPER LIGHTING SOLUTIONS (FORMERLY EATON)  
Product Line: MCGRAW-EDISON  
Catalog Number: ISS-AF-600-LED-E1-T2-7030-ULG  
Description: IMPACT ELITE LED QUATER SPHERE LUMINAIRE WITH UPLIGHT  
LIGHT SQUARE WITH ACCULED OPTICS-TYPE II, WITH UPLIGHT GLOW  
Light Source: (16) 3000K CCT, 70 CRI LEDs and (1) UPLIGHT LED  
Ballast/Driver: ELECTRONIC DRIVER

**Summary**

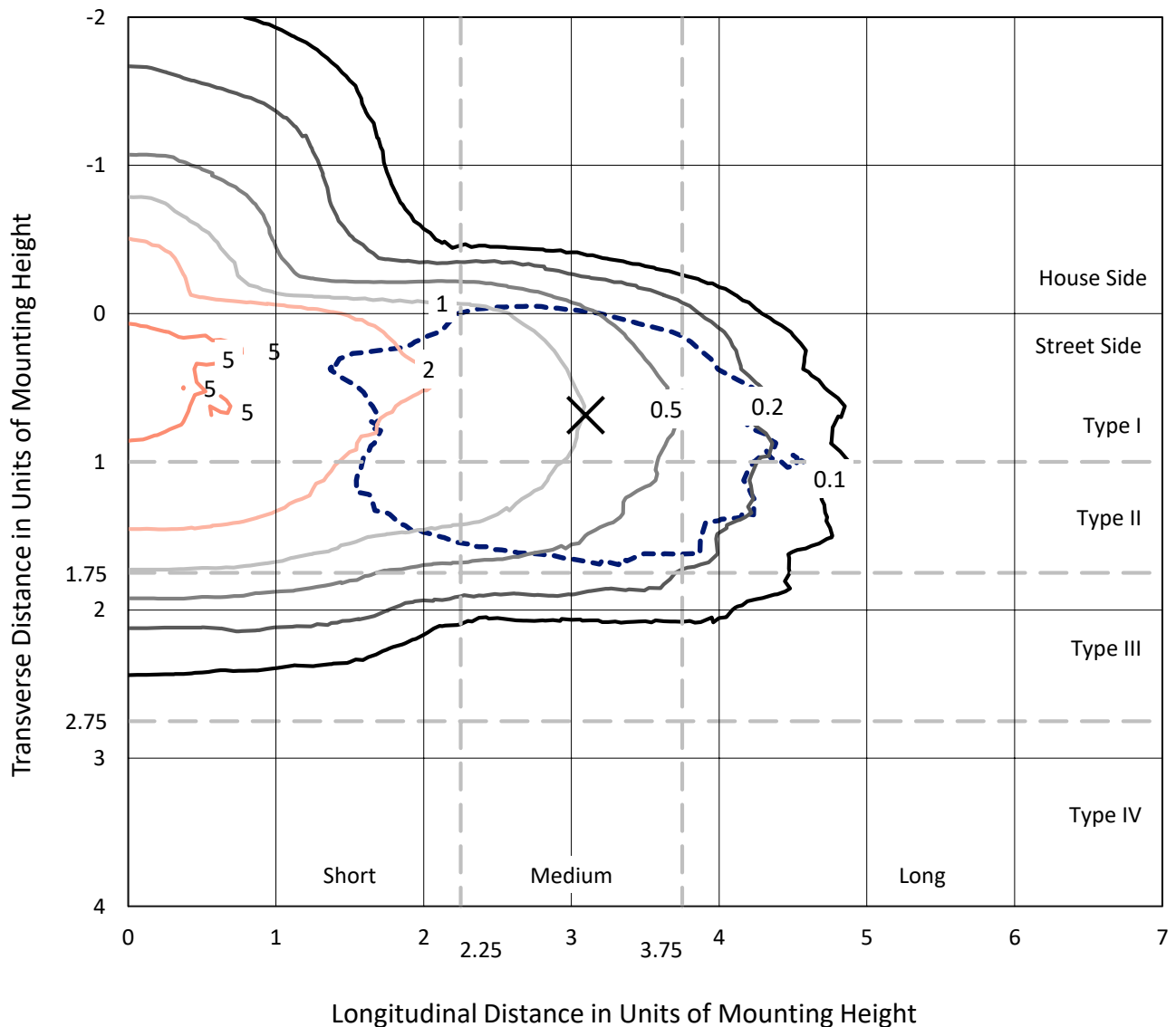
Lumens per Lamp: N/A  
Luminaire Lumens: 4814.2 lumens  
Efficiency: N/A  
Efficacy: 95.5 lumens/watt  
Luminous Opening: Rectangular w/ Sides (W: 0.5' x L: 0.5' x H: 0.54')  
IES Classification: Type II - Medium - Non-Cutoff  
BUG Rating: B1 - U5 - G1  
  
Input Watts (W): 50.4  
Input Voltage (V): 120  
Input Current (Ain): NR  
Voltage Rise (V): NR  
Power Factor: NR  
Total Harmonic Distortion (THDi): NR  
Frequency (hertz): 60  
Stabilization Time: NR  
Operation Time: NR  
Ambient Temperature (°C): NR  
Test Distance: 25 FT



REPORT NUMBER: P227535  
 CATALOG NUMBER: ISS-AF-600-LED-E1-T2-7030-ULG

### Iso-Footcandle Lines of Horizontal Illumination

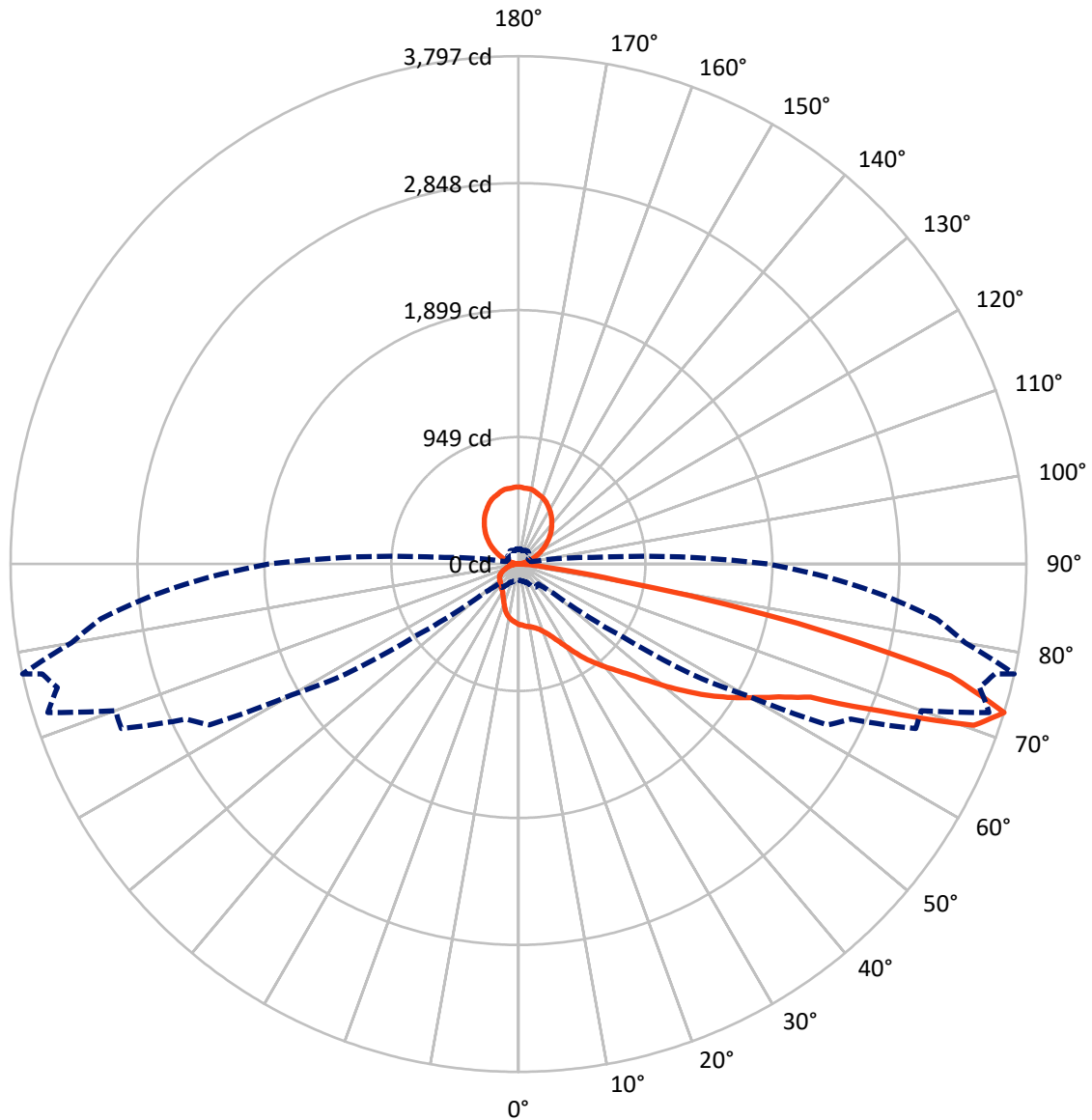
× Max cd  
 - - - 1/2 Max cd



Based on 10 foot mounting height. Maximum calculated value = 5.5 fc  
 Type II - Medium - Non-Cutoff

REPORT NUMBER: P227535  
CATALOG NUMBER: ISS-AF-600-LED-E1-T2-7030-ULG

### Luminous Intensity Polar Plot



— Vertical Plane Through 77.5-Deg Lateral    - - - Horizontal Cone Through 72.5-Deg Vertical

REPORT NUMBER: P227535

CATALOG NUMBER: ISS-AF-600-LED-E1-T2-7030-ULG

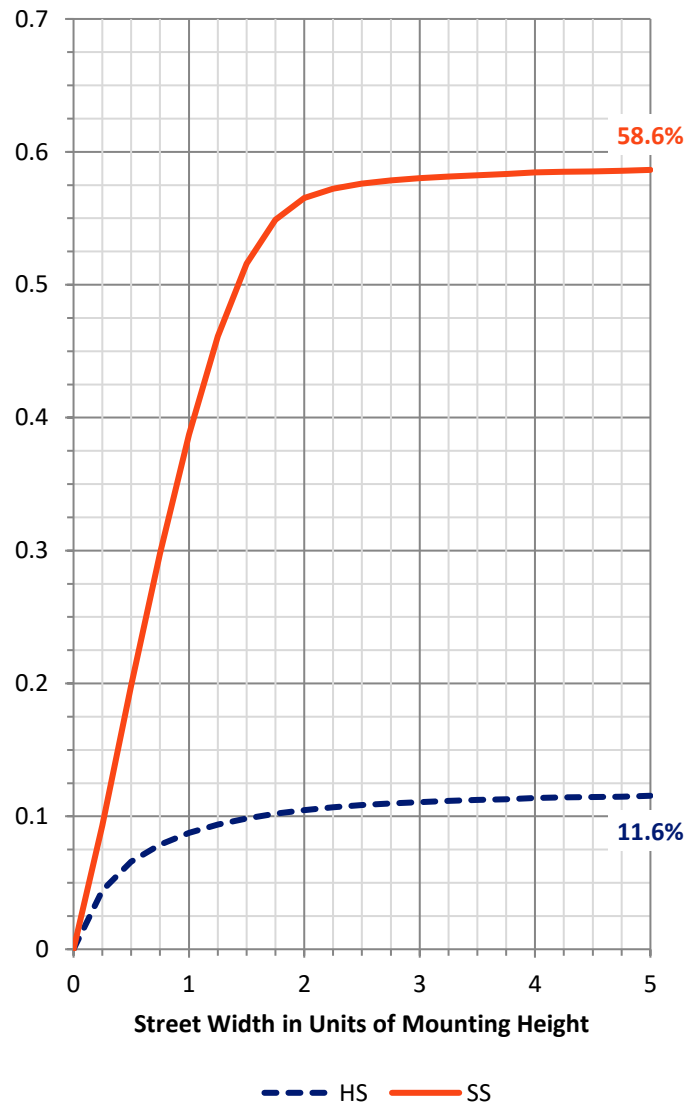
**FLUX DISTRIBUTION:**

		Downward	Upward	Total
<b>House Side</b>	Lumens	561.4	713.1	1274.5
	% Fixture	11.7	14.8	26.5
<b>Street Side</b>	Lumens	2826.6	713.1	3539.7
	% Fixture	58.7	14.8	73.5
<b>Total</b>	Lumens	3388.0	1426.2	4814.2
	% Fixture	70.4	29.6	100.0

**Coefficient of Utilization**

**ZONAL LUMENS:**

Zone	Lumens	% Fixture
0°-10°	42.0	0.9
10°-20°	128.8	2.7
20°-30°	228.7	4.8
30°-40°	362.4	7.5
40°-50°	543.6	11.3
50°-60°	704.4	14.6
60°-70°	800.4	16.6
70°-80°	531.2	11.0
80°-90°	46.5	1.0
90°-100°	4.7	0.1
100°-110°	69.0	1.4
110°-120°	153.0	3.2
120°-130°	223.9	4.6
130°-140°	265.6	5.5
140°-150°	269.3	5.6
150°-160°	231.1	4.8
160°-170°	155.1	3.2
170°-180°	54.3	1.1
0°-90°	3388.0	70.4
0°-180°	4814.2	100.0



REPORT NUMBER: P227535

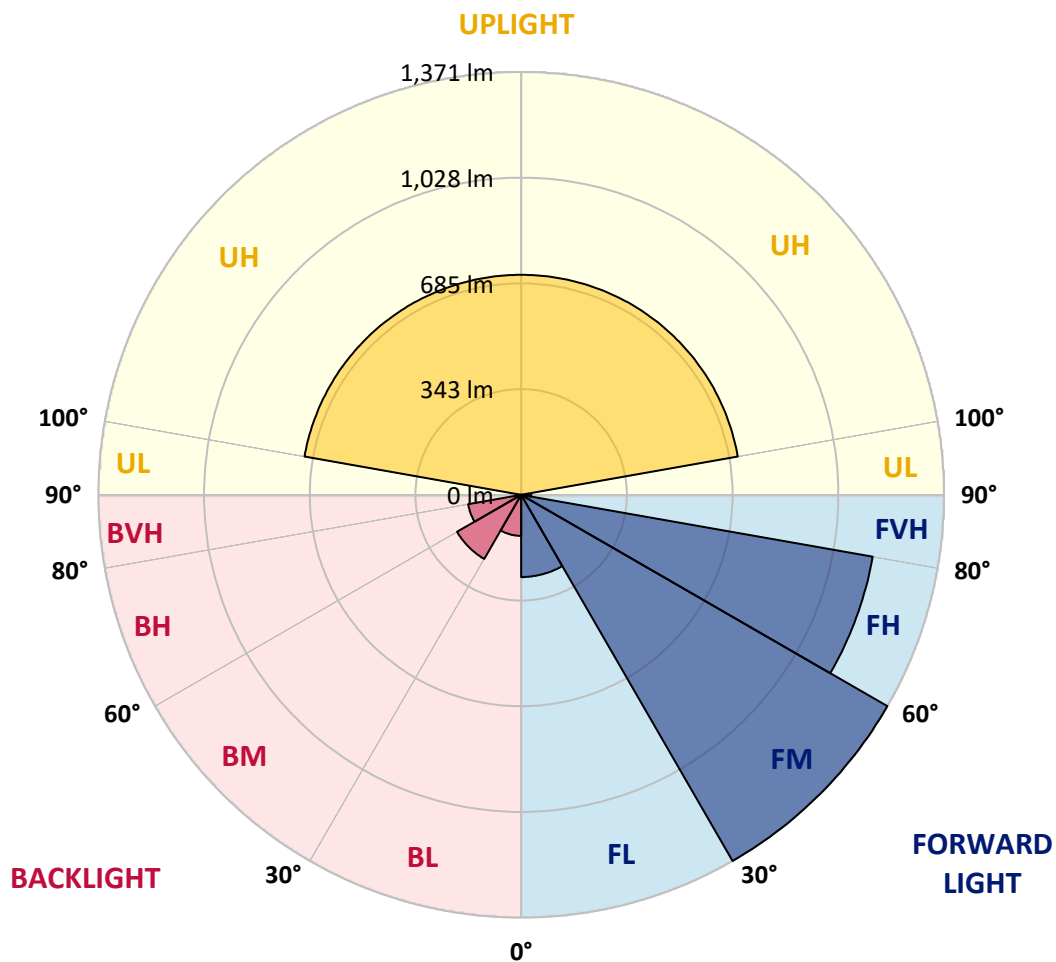
CATALOG NUMBER: ISS-AF-600-LED-E1-T2-7030-ULG

**LUMINAIRE CLASSIFICATION SYSTEM LUMEN TABLE AND BUG RATING:**

Zone	Lumens	% Fixture	Zone Rating/Lumen Limit		
			B	U	G
FL (0°-30°)	266.5	5.5			
FM (30°-60°)	1370.6	28.5			
FH (60°-80°)	1157.0	24.0			G1/1800
FVH (80°-90°)	32.5	0.7			G1/100
BL (0°-30°)	133.0	2.8	B1/500		
BM (30°-60°)	239.8	5.0	B1/1000		
BH (60°-80°)	174.6	3.6	B1/500		G1/500
BVH (80°-90°)	14.0	0.3			G1/100
UL (90°-100°)	4.7	0.1		U1/10	
UH (100°-180°)	713.1	14.8		U4/1000	

**BUG Rating: B1-U5-G1**

Type II Medium





REPORT NUMBER: P227535

CATALOG NUMBER: ISS-AF-600-LED-E1-T2-7030-ULG

**CANDELA DISTRIBUTION (FULL):**

	0°	5°	15°	25°	35°	37.5°	40°	42.5°	45°	47.5°	50°
0°	452.4	452.4	452.4	452.4	452.4	452.4	452.4	452.4	452.4	452.4	452.4
2.5°	490.1	487.8	486.6	484.3	482.1	480.9	477.5	475.2	478.6	477.5	477.5
5°	526.6	524.3	520.9	517.5	512.9	509.5	506.0	502.6	504.9	502.6	500.3
7.5°	556.3	554.0	549.5	546.0	541.5	536.9	532.3	531.2	528.9	525.5	524.3
10°	573.4	571.2	568.9	566.6	559.7	556.3	550.6	547.2	548.3	543.7	543.7
12.5°	589.4	587.2	586.0	586.0	580.3	576.9	574.6	571.2	573.4	566.6	564.3
15°	604.3	602.0	598.6	602.0	600.9	599.7	598.6	597.4	600.9	594.0	595.1
17.5°	628.3	627.1	620.3	615.7	616.9	620.3	622.6	621.4	621.4	618.0	619.1
20°	666.0	666.0	656.8	648.8	636.3	636.3	637.4	636.3	638.6	640.8	644.3
22.5°	694.5	692.2	688.8	682.0	668.3	656.8	656.8	652.3	655.7	656.8	663.7
25°	731.1	728.8	720.8	720.8	707.1	692.2	690.0	683.1	691.1	676.3	687.7
27.5°	775.6	773.3	763.1	758.5	751.6	733.4	728.8	729.9	737.9	716.2	727.7
30°	831.6	829.3	816.8	804.2	792.8	773.3	771.1	769.9	788.2	763.1	777.9
32.5°	902.4	902.4	888.7	871.6	848.7	822.5	813.3	814.5	839.6	812.2	837.3
35°	1009.8	996.1	971.0	944.7	920.7	889.9	877.3	875.0	897.9	870.4	899.0
37.5°	1078.3	1069.2	1046.4	1026.9	1000.7	971.0	961.8	965.3	984.7	944.7	985.8
40°	1140.0	1138.9	1124.0	1111.5	1085.2	1055.5	1066.9	1112.6	1164.0	1086.3	1087.5
42.5°	1181.2	1183.4	1182.3	1183.4	1168.6	1137.7	1157.2	1221.1	1309.1	1263.4	1221.1
45°	1188.0	1196.0	1199.4	1222.3	1237.1	1218.9	1229.1	1296.5	1472.4	1543.3	1352.5
47.5°	1205.1	1213.1	1206.3	1233.7	1302.2	1301.1	1342.2	1367.4	1391.3	1402.8	1546.7
50°	1228.0	1242.8	1236.0	1258.8	1314.8	1346.8	1382.2	1414.2	1394.8	1322.8	1361.6
52.5°	1229.1	1246.3	1284.0	1306.8	1361.6	1354.8	1378.8	1361.6	1391.3	1317.1	1354.8
55°	1128.6	1132.0	1241.7	1357.1	1453.0	1433.6	1418.8	1379.9	1417.6	1325.1	1373.1
57.5°	969.8	981.3	1095.5	1289.7	1495.3	1512.4	1507.9	1504.4	1534.1	1410.8	1463.3
60°	795.1	808.8	917.3	1145.7	1407.3	1451.9	1513.6	1551.3	1627.8	1578.7	1665.5
62.5°	495.8	506.0	626.0	911.6	1241.7	1329.7	1419.9	1464.5	1575.3	1598.1	1745.5
65°	236.5	239.9	286.7	495.8	902.4	1068.1	1201.7	1296.5	1432.5	1535.3	1734.0
67.5°	183.9	185.1	202.2	263.9	462.6	573.4	725.4	851.0	996.1	1277.1	1523.9
70°	147.4	147.4	161.1	194.2	286.7	301.6	340.4	382.7	444.4	670.5	870.4
72.5°	123.4	123.4	132.5	153.1	212.5	215.9	213.6	210.2	210.2	265.0	338.1
75°	104.0	102.8	108.5	122.2	157.6	162.2	159.9	151.9	142.8	142.8	161.1
77.5°	84.5	84.5	89.1	96.0	114.2	116.5	116.5	109.7	101.7	102.8	110.8
80°	66.3	66.3	69.7	74.3	80.0	78.8	78.8	72.0	66.3	65.1	69.7
82.5°	48.0	49.1	57.1	53.7	51.4	48.0	48.0	46.8	42.3	38.8	41.1
85°	14.9	16.0	27.4	32.0	26.3	21.7	20.6	17.1	18.3	14.9	17.1
87.5°	0.0	0.0	0.0	0.0	1.1	0.0	0.0	0.0	1.1	0.0	1.1
90°	0.0	0.0	0.0	0.0	0.0	0.0	0.0	0.0	0.0	0.0	0.0
92.5°	0.0	0.0	0.0	0.0	0.0	0.0	0.0	0.0	0.0	0.0	0.0
95°	1.0	1.0	1.0	1.0	1.0	1.0	1.0	1.0	1.0	1.0	1.0
97.5°	2.0	2.0	2.0	3.0	4.0	5.2	6.5	7.8	9.0	10.0	11.0
100°	8.0	8.0	10.0	14.0	22.0	24.0	26.0	28.0	30.0	30.5	31.0
102.5°	28.0	28.0	32.0	38.0	45.0	46.2	47.5	48.8	50.0	50.2	50.5
105°	54.0	54.0	56.0	61.0	66.0	67.0	68.0	69.0	70.0	70.2	70.5
107.5°	78.0	77.0	80.0	84.0	88.0	88.8	89.5	90.2	91.0	91.5	92.0
110°	101.0	102.0	103.0	106.0	110.0	110.5	111.0	111.5	112.0	112.5	113.0



REPORT NUMBER: P227535

CATALOG NUMBER: ISS-AF-600-LED-E1-T2-7030-ULG

**CANDELA DISTRIBUTION (continued):**

	0°	5°	15°	25°	35°	37.5°	40°	42.5°	45°	47.5°	50°
112.5°	124.0	124.0	126.0	129.0	132.0	132.5	133.0	133.5	134.0	134.5	135.0
115°	146.0	147.0	149.0	151.0	154.0	154.5	155.0	155.5	156.0	156.5	157.0
117.5°	169.0	170.0	172.0	174.0	177.0	177.5	178.0	178.5	179.0	179.2	179.5
120°	193.0	195.0	196.0	198.0	201.0	201.2	201.5	201.8	202.0	202.5	203.0
122.5°	219.0	220.0	221.0	223.0	226.0	226.2	226.5	226.8	227.0	227.2	227.5
125°	244.0	246.0	247.0	248.0	251.0	251.2	251.5	251.8	252.0	252.2	252.5
127.5°	267.0	269.0	270.0	272.0	274.0	274.5	275.0	275.5	276.0	276.5	277.0
130°	290.0	292.0	293.0	294.0	298.0	298.2	298.5	298.8	299.0	299.5	300.0
132.5°	313.0	314.0	317.0	318.0	321.0	321.2	321.5	321.8	322.0	322.8	323.5
135°	336.0	337.0	339.0	341.0	345.0	345.0	345.0	345.0	345.0	345.8	346.5
137.5°	359.0	360.0	363.0	364.0	367.0	367.0	367.0	367.0	367.0	367.5	368.0
140°	382.0	383.0	385.0	386.0	388.0	388.2	388.5	388.8	389.0	389.2	389.5
142.5°	404.0	406.0	408.0	407.0	410.0	410.0	410.0	410.0	410.0	410.5	411.0
145°	425.0	426.0	428.0	428.0	431.0	431.2	431.5	431.8	432.0	432.5	433.0
147.5°	444.0	444.0	447.0	448.0	452.0	452.2	452.5	452.8	453.0	453.2	453.5
150°	461.0	462.0	464.0	465.0	469.0	469.2	469.5	469.8	470.0	470.2	470.5
152.5°	479.0	480.0	483.0	482.0	485.0	485.2	485.5	485.8	486.0	486.2	486.5
155°	499.0	500.0	502.0	501.0	503.0	503.0	503.0	503.0	503.0	503.2	503.5
157.5°	513.0	515.0	517.0	516.0	519.0	519.0	519.0	519.0	519.0	519.0	519.0
160°	525.0	527.0	529.0	529.0	532.0	532.0	532.0	532.0	532.0	532.0	532.0
162.5°	535.0	536.0	539.0	538.0	541.0	541.0	541.0	541.0	541.0	541.2	541.5
165°	546.0	547.0	549.0	548.0	552.0	552.0	552.0	552.0	552.0	552.2	552.5
167.5°	555.0	556.0	559.0	558.0	561.0	560.8	560.5	560.2	560.0	560.0	560.0
170°	562.0	563.0	566.0	565.0	567.0	566.8	566.5	566.2	566.0	565.8	565.5
172.5°	565.0	566.0	569.0	567.0	569.0	568.8	568.5	568.2	568.0	568.2	568.5
175°	567.0	569.0	570.0	569.0	572.0	572.0	572.0	572.0	572.0	572.2	572.5
177.5°	572.0	573.0	575.0	574.0	578.0	577.8	577.5	577.2	577.0	577.0	577.0
180°	576.0	576.0	576.0	576.0	576.0	576.0	576.0	576.0	576.0	576.0	576.0





REPORT NUMBER: P227535

CATALOG NUMBER: ISS-AF-600-LED-E1-T2-7030-ULG

**CANDELA DISTRIBUTION (continued):**

	52.5°	55°	57.5°	60°	62.5°	65°	67.5°	70°	72.5°	75°	77°
0°	452.4	452.4	452.4	452.4	452.4	452.4	452.4	452.4	452.4	452.4	452.4
2.5°	471.8	474.1	469.5	469.5	463.8	467.2	461.5	462.6	456.9	459.2	459.2
5°	494.6	495.8	490.1	487.8	482.1	482.1	476.3	476.3	468.4	470.6	468.4
7.5°	516.3	516.3	510.6	506.0	500.3	498.1	491.2	487.8	480.9	479.8	476.3
10°	534.6	534.6	526.6	522.0	515.2	511.8	502.6	499.2	491.2	485.5	482.1
12.5°	557.5	555.2	546.0	541.5	530.0	528.9	515.2	512.9	501.5	498.1	492.3
15°	584.9	587.2	572.3	571.2	555.2	554.0	535.7	534.6	517.5	516.3	508.3
17.5°	614.6	619.1	606.6	605.4	586.0	586.0	564.3	563.2	540.3	539.2	528.9
20°	640.8	646.6	638.6	640.8	623.7	624.8	600.9	600.9	568.9	566.6	557.5
22.5°	664.8	676.3	669.4	682.0	664.8	672.8	640.8	646.6	608.9	604.3	590.6
25°	688.8	703.7	701.4	721.9	709.4	723.1	690.0	701.4	652.3	655.7	637.4
27.5°	712.8	732.2	729.9	759.6	755.1	782.5	753.9	766.5	712.8	716.2	695.7
30°	752.8	774.5	766.5	797.3	797.3	841.9	820.2	839.6	780.2	787.1	763.1
32.5°	806.5	831.6	807.6	847.6	845.3	903.6	886.4	919.6	861.3	870.4	840.7
35°	864.7	904.7	865.9	910.4	903.6	964.1	952.7	1006.4	944.7	955.0	925.3
37.5°	941.3	989.2	937.8	976.7	945.8	1015.5	1008.7	1081.8	1018.9	1045.2	1009.8
40°	1031.5	1069.2	1005.2	1038.4	987.0	1058.9	1047.5	1148.0	1089.8	1132.0	1100.1
42.5°	1114.9	1141.2	1056.6	1097.8	1036.1	1109.2	1088.6	1209.7	1159.5	1224.6	1189.2
45°	1190.3	1220.0	1108.0	1153.7	1085.2	1165.2	1129.8	1269.1	1234.8	1333.1	1297.7
47.5°	1297.7	1254.3	1154.9	1214.3	1137.7	1225.7	1178.9	1338.8	1326.2	1465.6	1424.5
50°	1262.3	1290.8	1193.7	1255.4	1185.7	1293.1	1241.7	1422.2	1425.6	1609.5	1585.5
52.5°	1265.7	1313.7	1223.4	1309.1	1241.7	1386.8	1333.1	1522.7	1538.7	1748.9	1715.8
55°	1286.2	1357.1	1268.0	1383.3	1320.5	1490.7	1453.0	1631.2	1658.6	1880.3	1860.8
57.5°	1337.7	1435.9	1344.5	1495.3	1430.2	1609.5	1575.3	1743.2	1780.9	2011.6	2005.9
60°	1535.3	1651.8	1491.9	1658.6	1571.8	1744.3	1698.6	1860.8	1898.5	2137.3	2152.1
62.5°	1755.7	1957.9	1863.1	2036.8	1807.1	1981.9	1847.1	2005.9	2008.2	2272.1	2318.9
65°	1812.9	2123.6	2204.7	2527.9	2408.0	2587.3	2227.5	2333.8	2196.7	2517.7	2585.1
67.5°	1791.2	2171.5	2396.6	2761.0	2896.9	3209.9	3149.4	3112.8	2795.3	3026.0	3107.1
70°	1314.8	1718.0	2268.6	2638.8	3030.6	3236.2	3561.7	3594.9	3581.2	3549.2	3602.9
72.5°	598.6	939.0	1535.3	1957.9	2604.5	2742.7	3214.5	3205.3	3689.7	3569.7	3654.3
75°	235.3	362.1	731.1	1093.2	1801.4	1971.6	2506.2	2373.7	2978.0	2802.1	2982.6
77.5°	129.1	162.2	274.2	469.5	983.5	1073.8	1534.1	1312.5	1847.1	1542.1	1602.7
80°	77.7	97.1	125.7	178.2	418.1	442.1	654.5	527.8	755.1	573.4	556.3
82.5°	42.3	52.5	62.8	88.0	155.4	172.5	226.2	203.3	242.2	206.8	202.2
85°	17.1	22.8	24.0	35.4	51.4	59.4	72.0	77.7	94.8	86.8	84.5
87.5°	0.0	1.1	0.0	2.3	0.0	2.3	0.0	3.4	3.4	5.7	6.9
90°	0.0	0.0	0.0	0.0	0.0	0.0	0.0	0.0	0.0	0.0	0.0
92.5°	0.0	0.0	0.0	0.0	0.0	0.0	0.0	0.0	0.0	0.0	0.0
95°	1.0	1.0	1.0	1.0	1.0	1.0	1.0	1.0	1.0	1.0	1.0
97.5°	12.0	13.0	11.5	10.0	8.5	7.0	6.5	6.0	5.5	5.0	4.8
100°	31.5	32.0	31.5	31.0	30.5	30.0	29.2	28.5	27.8	27.0	26.8
102.5°	50.8	51.0	50.8	50.5	50.2	50.0	49.5	49.0	48.5	48.0	48.2
105°	70.8	71.0	71.0	71.0	71.0	71.0	70.5	70.0	69.5	69.0	69.4
107.5°	92.5	93.0	92.8	92.5	92.2	92.0	91.8	91.5	91.2	91.0	91.2
110°	113.5	114.0	114.0	114.0	114.0	114.0	113.8	113.5	113.2	113.0	113.2



REPORT NUMBER: P227535

CATALOG NUMBER: ISS-AF-600-LED-E1-T2-7030-ULG

**CANDELA DISTRIBUTION (continued):**

	52.5°	55°	57.5°	60°	62.5°	65°	67.5°	70°	72.5°	75°	77°
112.5°	135.5	136.0	136.0	136.0	136.0	136.0	135.8	135.5	135.2	135.0	135.4
115°	157.5	158.0	158.0	158.0	158.0	158.0	158.0	158.0	158.0	158.0	158.4
117.5°	179.8	180.0	180.2	180.5	180.8	181.0	180.8	180.5	180.2	180.0	180.4
120°	203.5	204.0	204.0	204.0	204.0	204.0	204.0	204.0	204.0	204.0	204.4
122.5°	227.8	228.0	228.0	228.0	228.0	228.0	228.2	228.5	228.8	229.0	229.8
125°	252.8	253.0	253.2	253.5	253.8	254.0	254.0	254.0	254.0	254.0	254.6
127.5°	277.5	278.0	277.8	277.5	277.2	277.0	277.2	277.5	277.8	278.0	278.6
130°	300.5	301.0	301.0	301.0	301.0	301.0	301.2	301.5	301.8	302.0	302.6
132.5°	324.2	325.0	325.0	325.0	325.0	325.0	325.2	325.5	325.8	326.0	326.6
135°	347.2	348.0	348.0	348.0	348.0	348.0	348.2	348.5	348.8	349.0	349.4
137.5°	368.5	369.0	369.0	369.0	369.0	369.0	369.2	369.5	369.8	370.0	370.8
140°	389.8	390.0	390.0	390.0	390.0	390.0	390.5	391.0	391.5	392.0	392.8
142.5°	411.5	412.0	412.0	412.0	412.0	412.0	412.2	412.5	412.8	413.0	413.6
145°	433.5	434.0	433.8	433.5	433.2	433.0	433.2	433.5	433.8	434.0	434.6
147.5°	453.8	454.0	453.5	453.0	452.5	452.0	452.2	452.5	452.8	453.0	453.6
150°	470.8	471.0	470.5	470.0	469.5	469.0	469.0	469.0	469.0	469.0	469.8
152.5°	486.8	487.0	486.8	486.5	486.2	486.0	486.0	486.0	486.0	486.0	486.6
155°	503.8	504.0	503.8	503.5	503.2	503.0	503.2	503.5	503.8	504.0	504.6
157.5°	519.0	519.0	518.5	518.0	517.5	517.0	517.2	517.5	517.8	518.0	519.0
160°	532.0	532.0	531.5	531.0	530.5	530.0	530.0	530.0	530.0	530.0	530.6
162.5°	541.8	542.0	541.5	541.0	540.5	540.0	539.5	539.0	538.5	538.0	538.4
165°	552.8	553.0	552.2	551.5	550.8	550.0	549.5	549.0	548.5	548.0	548.4
167.5°	560.0	560.0	559.5	559.0	558.5	558.0	558.2	558.5	558.8	559.0	559.8
170°	565.2	565.0	564.8	564.5	564.2	564.0	564.5	565.0	565.5	566.0	567.0
172.5°	568.8	569.0	568.5	568.0	567.5	567.0	567.2	567.5	567.8	568.0	568.6
175°	572.8	573.0	572.2	571.5	570.8	570.0	569.5	569.0	568.5	568.0	568.6
177.5°	577.0	577.0	576.2	575.5	574.8	574.0	574.0	574.0	574.0	574.0	574.6
180°	576.0	576.0	576.0	576.0	576.0	576.0	576.0	576.0	576.0	576.0	576.0



REPORT NUMBER: P227535

CATALOG NUMBER: ISS-AF-600-LED-E1-T2-7030-ULG

**CANDELA DISTRIBUTION (continued):**

	77.5°	80°	82.5°	85°	87.5°	90°	95°	100°	102.5°	105°	107.5°
0°	452.4	452.4	452.4	452.4	452.4	452.4	452.4	452.4	452.4	452.4	452.4
2.5°	455.8	459.2	454.6	454.6	448.9	452.4	448.9	445.5	439.8	440.9	432.9
5°	463.8	466.1	460.4	458.1	454.6	453.5	446.6	439.8	431.8	431.8	422.7
7.5°	471.8	471.8	463.8	463.8	455.8	453.5	443.2	431.8	420.4	419.2	405.5
10°	476.3	475.2	464.9	464.9	453.5	452.4	439.8	422.7	406.7	402.1	382.7
12.5°	485.5	484.3	471.8	469.5	454.6	454.6	436.4	413.5	390.7	382.7	355.3
15°	496.9	498.1	483.2	479.8	462.6	461.5	436.4	402.1	371.3	358.7	325.6
17.5°	515.2	516.3	495.8	492.3	471.8	468.4	437.5	388.4	345.0	331.3	301.6
20°	539.2	535.7	508.3	507.2	479.8	476.3	436.4	367.8	318.7	305.0	278.7
22.5°	568.9	565.4	530.0	526.6	494.6	488.9	435.2	346.1	294.7	279.9	262.7
25°	610.0	605.4	562.0	557.5	517.5	508.3	434.1	323.3	274.2	262.7	252.5
27.5°	661.4	652.3	599.7	595.1	541.5	530.0	429.5	297.0	253.6	245.6	241.0
30°	723.1	715.1	647.7	640.8	573.4	558.6	424.9	273.0	238.7	235.3	231.9
32.5°	796.2	788.2	706.0	698.0	614.6	592.9	416.9	253.6	229.6	229.6	225.0
35°	872.7	865.9	768.8	763.1	660.3	631.7	406.7	236.5	221.6	221.6	217.0
37.5°	941.3	947.0	837.3	832.7	706.0	670.5	395.2	225.0	214.8	212.5	207.9
40°	1015.5	1029.2	901.3	904.7	753.9	711.7	381.5	215.9	206.8	204.5	203.3
42.5°	1090.9	1117.2	968.7	981.3	801.9	753.9	371.3	210.2	203.3	198.8	197.6
45°	1184.6	1222.3	1052.1	1076.1	857.9	805.3	367.8	203.3	193.1	187.3	183.9
47.5°	1301.1	1351.4	1154.9	1182.3	932.1	867.0	374.7	201.0	186.2	179.3	172.5
50°	1439.3	1487.3	1277.1	1288.5	1015.5	934.4	389.5	204.5	183.9	173.6	163.4
52.5°	1585.5	1622.1	1406.2	1393.6	1102.3	1000.7	406.7	205.6	178.2	167.9	155.4
55°	1736.3	1756.9	1526.1	1493.0	1181.2	1066.9	429.5	204.5	173.6	162.2	146.2
57.5°	1883.7	1890.5	1632.4	1600.4	1258.8	1145.7	458.1	201.0	166.8	155.4	138.2
60°	2027.6	2039.0	1750.0	1720.3	1343.4	1247.4	499.2	195.3	157.6	149.6	131.4
62.5°	2185.3	2222.9	1890.5	1895.1	1459.9	1406.2	576.9	188.5	148.5	139.4	121.1
65°	2400.0	2543.9	2122.4	2229.8	1683.8	1705.5	725.4	169.1	135.9	124.5	111.9
67.5°	2938.0	3095.7	2685.6	2729.0	2208.1	2079.0	819.0	143.9	119.9	111.9	104.0
70°	3612.0	3498.9	3207.6	2944.9	2514.2	2137.3	720.8	121.1	106.2	101.7	97.1
72.5°	3797.1	3391.5	3151.7	2757.6	2324.6	1864.3	551.7	104.0	94.8	92.5	89.1
75°	3336.7	2749.6	2763.3	2191.0	1927.1	1421.0	377.0	89.1	82.2	81.1	80.0
77.5°	2133.8	1413.0	1720.3	1082.9	1112.6	658.0	183.9	74.3	70.8	70.8	68.5
80°	758.5	470.6	532.3	341.6	310.7	209.0	99.4	59.4	57.1	58.3	57.1
82.5°	227.3	180.5	177.1	138.2	107.4	88.0	54.8	45.7	43.4	44.6	42.3
85°	91.4	70.8	59.4	45.7	37.7	34.3	29.7	30.8	27.4	29.7	26.3
87.5°	5.7	4.6	3.4	4.6	0.0	2.3	5.7	4.6	1.1	4.6	3.4
90°	0.0	0.0	0.0	0.0	0.0	0.0	0.0	0.0	0.0	0.0	0.0
92.5°	0.0	0.0	0.0	0.0	0.0	0.0	0.0	0.0	0.0	0.0	0.0
95°	1.0	1.0	1.0	1.0	1.0	1.0	1.0	1.0	1.0	1.0	1.0
97.5°	4.8	4.5	4.2	4.0	4.0	4.0	4.0	4.5	4.8	5.0	5.5
100°	26.8	26.5	26.2	26.0	25.5	25.0	26.0	26.5	26.8	27.0	27.8
102.5°	48.2	48.5	48.8	49.0	48.5	48.0	49.0	48.5	48.2	48.0	48.5
105°	69.5	70.0	70.5	71.0	70.0	69.0	71.0	70.0	69.5	69.0	69.5
107.5°	91.2	91.5	91.8	92.0	91.5	91.0	92.0	91.5	91.2	91.0	91.2
110°	113.2	113.5	113.8	114.0	113.5	113.0	114.0	113.5	113.2	113.0	113.2



REPORT NUMBER: P227535  
 CATALOG NUMBER: ISS-AF-600-LED-E1-T2-7030-ULG

REPORT N  
 CATALOG

**CANDELA DISTRIBUTION (continued):**

**CANDELA**

	77.5°	80°	82.5°	85°	87.5°	90°	95°	100°	102.5°	105°	107.5°	
112.5°	135.5	136.0	136.5	137.0	136.0	135.0	137.0	136.0	135.5	135.0	135.2	0°
115°	158.5	159.0	159.5	160.0	159.5	159.0	160.0	159.0	158.5	158.0	158.0	2.5°
117.5°	180.5	181.0	181.5	182.0	181.0	180.0	182.0	181.0	180.5	180.0	180.2	5°
120°	204.5	205.0	205.5	206.0	205.0	204.0	206.0	205.0	204.5	204.0	204.0	7.5°
122.5°	230.0	231.0	232.0	233.0	232.5	232.0	233.0	231.0	230.0	229.0	228.8	10°
125°	254.8	255.5	256.2	257.0	256.5	256.0	257.0	255.5	254.8	254.0	254.0	12.5°
127.5°	278.8	279.5	280.2	281.0	279.5	278.0	281.0	279.5	278.8	278.0	277.8	15°
130°	302.8	303.5	304.2	305.0	304.0	303.0	305.0	303.5	302.8	302.0	301.8	17.5°
132.5°	326.8	327.5	328.2	329.0	328.0	327.0	329.0	327.5	326.8	326.0	325.8	20°
135°	349.5	350.0	350.5	351.0	350.5	350.0	351.0	350.0	349.5	349.0	348.8	22.5°
137.5°	371.0	372.0	373.0	374.0	373.0	372.0	374.0	372.0	371.0	370.0	369.8	25°
140°	393.0	394.0	395.0	396.0	395.0	394.0	396.0	394.0	393.0	392.0	391.5	27.5°
142.5°	413.8	414.5	415.2	416.0	415.5	415.0	416.0	414.5	413.8	413.0	412.8	30°
145°	434.8	435.5	436.2	437.0	436.0	435.0	437.0	435.5	434.8	434.0	433.8	32.5°
147.5°	453.8	454.5	455.2	456.0	454.5	453.0	456.0	454.5	453.8	453.0	452.8	35°
150°	470.0	471.0	472.0	473.0	471.5	470.0	473.0	471.0	470.0	469.0	469.0	37.5°
152.5°	486.8	487.5	488.2	489.0	487.5	486.0	489.0	487.5	486.8	486.0	486.0	40°
155°	504.8	505.5	506.2	507.0	506.0	505.0	507.0	505.5	504.8	504.0	503.8	42.5°
157.5°	519.2	520.5	521.8	523.0	521.5	520.0	523.0	520.5	519.2	518.0	517.8	45°
160°	530.8	531.5	532.2	533.0	532.0	531.0	533.0	531.5	530.8	530.0	530.0	47.5°
162.5°	538.5	539.0	539.5	540.0	538.5	537.0	540.0	539.0	538.5	538.0	538.5	50°
165°	548.5	549.0	549.5	550.0	549.0	548.0	550.0	549.0	548.5	548.0	548.5	52.5°
167.5°	560.0	561.0	562.0	563.0	562.0	561.0	563.0	561.0	560.0	559.0	558.8	55°
170°	567.2	568.5	569.8	571.0	570.0	569.0	571.0	568.5	567.2	566.0	565.5	57.5°
172.5°	568.8	569.5	570.2	571.0	569.5	568.0	571.0	569.5	568.8	568.0	567.8	60°
175°	568.8	569.5	570.2	571.0	569.5	568.0	571.0	569.5	568.8	568.0	568.5	62.5°
177.5°	574.8	575.5	576.2	577.0	575.5	574.0	577.0	575.5	574.8	574.0	574.0	65°
180°	576.0	576.0	576.0	576.0	576.0	576.0	576.0	576.0	576.0	576.0	576.0	67.5°
												70°
												72.5°
												75°
												77.5°
												80°
												82.5°
												85°
												87.5°
												90°
												92.5°
												95°
												97.5°
												100°
												102.5°
												105°
												107.5°
												110°

NUMBER: P227535  
 NUMBER: ISS-AF-600-LED-E1-T2-7030-ULG

REPORT NUMBER: P  
 CATALOG NUMBER:

**DISTRIBUTION (continued):**

**CANDELA DISTRIBUTION**

110°	112.5°	115°	117.5°	120°	122.5°	125°	127.5°	130°	135°	145°	110°	
452.4	452.4	452.4	452.4	452.4	452.4	452.4	452.4	452.4	452.4	452.4	112.5°	135.5
438.6	430.7	434.1	430.7	432.9	426.1	428.4	422.7	422.7	421.5	415.8	115°	158.0
423.8	415.8	414.7	406.7	407.8	398.7	397.5	387.2	387.2	378.1	361.0	117.5°	180.5
403.2	390.7	389.5	373.5	372.4	359.8	355.3	343.8	342.7	332.4	322.1	120°	204.0
377.0	357.5	354.1	333.6	334.7	321.0	319.8	311.9	311.9	307.3	307.3	122.5°	228.5
347.3	325.6	323.3	307.3	308.4	299.3	300.4	295.9	298.1	300.4	308.4	125°	254.0
319.8	302.7	300.4	290.1	291.3	289.0	292.4	292.4	295.9	301.6	315.3	127.5°	277.5
297.0	282.2	283.3	278.7	283.3	282.2	289.0	287.9	294.7	301.6	318.7	130°	301.5
276.4	268.4	271.9	270.7	276.4	276.4	282.2	283.3	289.0	298.1	317.6	132.5°	325.5
262.7	260.4	263.9	263.9	268.4	269.6	275.3	278.7	282.2	291.3	308.4	135°	348.5
254.7	253.6	257.0	258.2	261.6	262.7	268.4	268.4	274.2	279.9	289.0	137.5°	369.5
243.3	241.0	245.6	245.6	250.2	249.0	255.9	253.6	259.3	261.6	263.9	140°	391.0
235.3	231.9	235.3	234.2	237.6	234.2	237.6	234.2	237.6	237.6	234.2	142.5°	412.5
227.3	223.9	225.0	220.5	223.9	219.3	220.5	215.9	218.2	215.9	217.0	145°	433.5
219.3	214.8	214.8	209.0	209.0	203.3	205.6	201.0	205.6	209.0	207.9	147.5°	452.5
207.9	204.5	204.5	199.9	202.2	199.9	204.5	202.2	203.3	198.8	190.8	150°	469.0
201.0	203.3	202.2	205.6	203.3	199.9	196.5	189.6	188.5	186.2	181.6	152.5°	486.0
190.8	193.1	187.3	191.9	188.5	189.6	187.3	183.9	181.6	179.3	174.8	155°	503.5
175.9	175.9	171.3	178.2	174.8	181.6	179.3	179.3	177.1	173.6	170.2	157.5°	517.5
163.4	164.5	159.9	165.6	163.4	172.5	171.3	174.8	174.8	172.5	163.4	160°	530.0
155.4	153.1	149.6	155.4	154.2	162.2	163.4	170.2	169.1	170.2	162.2	162.5°	539.0
148.5	143.9	140.5	143.9	143.9	150.8	153.1	161.1	162.2	164.5	159.9	165°	549.0
140.5	134.8	132.5	134.8	134.8	141.6	145.1	150.8	154.2	161.1	158.8	167.5°	558.5
133.7	125.7	123.4	125.7	126.8	133.7	137.1	142.8	147.4	156.5	155.4	170°	565.0
125.7	118.8	116.5	119.9	121.1	127.9	131.4	137.1	140.5	150.8	150.8	172.5°	567.5
116.5	110.8	110.8	111.9	114.2	121.1	123.4	131.4	132.5	145.1	146.2	175°	569.0
108.5	105.1	105.1	106.2	108.5	114.2	115.4	123.4	124.5	137.1	140.5	177.5°	574.0
101.7	99.4	99.4	100.5	101.7	106.2	107.4	115.4	117.7	129.1	134.8	180°	576.0
94.8	92.5	91.4	91.4	94.8	98.2	100.5	108.5	109.7	119.9	126.8		
86.8	84.5	84.5	83.4	86.8	89.1	93.7	98.2	100.5	110.8	115.4		
78.8	76.5	76.5	75.4	77.7	82.2	83.4	88.0	89.1	98.2	102.8		
68.5	66.3	66.3	66.3	68.5	69.7	70.8	75.4	77.7	85.7	90.2		
57.1	54.8	56.0	54.8	58.3	53.7	57.1	61.7	64.0	68.5	66.3		
43.4	40.0	41.1	41.1	42.3	38.8	41.1	43.4	45.7	49.1	48.0		
27.4	24.0	26.3	24.0	26.3	22.8	25.1	25.1	27.4	25.1	24.0		
5.7	2.3	5.7	2.3	6.9	0.0	3.4	0.0	2.3	1.1	0.0		
0.0	0.0	0.0	0.0	0.0	0.0	0.0	0.0	0.0	0.0	0.0		
0.0	0.0	0.0	0.0	0.0	0.0	0.0	0.0	0.0	0.0	0.0		
1.0	1.0	1.0	1.0	1.0	1.0	1.0	1.0	1.0	1.0	1.0		
6.0	6.5	7.0	8.5	10.0	11.5	13.0	12.0	11.0	9.0	4.0		
28.5	29.2	30.0	30.5	31.0	31.5	32.0	31.5	31.0	30.0	22.0		
49.0	49.5	50.0	50.2	50.5	50.8	51.0	50.8	50.5	50.0	45.0		
70.0	70.5	71.0	71.0	71.0	71.0	71.0	70.8	70.5	70.0	66.0		
91.5	91.8	92.0	92.2	92.5	92.8	93.0	92.5	92.0	91.0	88.0		
113.5	113.8	114.0	114.0	114.0	114.0	114.0	113.5	113.0	112.0	110.0		

'227535  
 ISS-AF-600-LED-E1-T2-7030-ULG

REPORT NUMBER: P227535  
 CATALOG NUMBER: ISS-AF-600

**TION (continued):**

**CANDELA DISTRIBUTION (con**

112.5°	115°	117.5°	120°	122.5°	125°	127.5°	130°	135°	145°		155°	165°
135.8	136.0	136.0	136.0	136.0	136.0	135.5	135.0	134.0	132.0	0°	452.4	452.4
158.0	158.0	158.0	158.0	158.0	158.0	157.5	157.0	156.0	154.0	2.5°	410.1	405.5
180.8	181.0	180.8	180.5	180.2	180.0	179.8	179.5	179.0	177.0	5°	351.8	343.8
204.0	204.0	204.0	204.0	204.0	204.0	203.5	203.0	202.0	201.0	7.5°	316.4	314.1
228.2	228.0	228.0	228.0	228.0	228.0	227.8	227.5	227.0	226.0	10°	309.6	313.0
254.0	254.0	253.8	253.5	253.2	253.0	252.8	252.5	252.0	251.0	12.5°	317.6	323.3
277.2	277.0	277.2	277.5	277.8	278.0	277.5	277.0	276.0	274.0	15°	327.8	338.1
301.2	301.0	301.0	301.0	301.0	301.0	300.5	300.0	299.0	298.0	17.5°	335.8	349.5
325.2	325.0	325.0	325.0	325.0	325.0	324.2	323.5	322.0	321.0	20°	337.0	350.7
348.2	348.0	348.0	348.0	348.0	348.0	347.2	346.5	345.0	345.0	22.5°	326.7	335.8
369.2	369.0	369.0	369.0	369.0	369.0	368.5	368.0	367.0	367.0	25°	300.4	305.0
390.5	390.0	390.0	390.0	390.0	390.0	389.8	389.5	389.0	388.0	27.5°	267.3	266.2
412.2	412.0	412.0	412.0	412.0	412.0	411.5	411.0	410.0	410.0	30°	233.0	230.7
433.2	433.0	433.2	433.5	433.8	434.0	433.5	433.0	432.0	431.0	32.5°	220.5	212.5
452.2	452.0	452.5	453.0	453.5	454.0	453.8	453.5	453.0	452.0	35°	201.0	198.8
469.0	469.0	469.5	470.0	470.5	471.0	470.8	470.5	470.0	469.0	37.5°	194.2	213.6
486.0	486.0	486.2	486.5	486.8	487.0	486.8	486.5	486.0	485.0	40°	186.2	210.2
503.2	503.0	503.2	503.5	503.8	504.0	503.8	503.5	503.0	503.0	42.5°	179.3	193.1
517.2	517.0	517.5	518.0	518.5	519.0	519.0	519.0	519.0	519.0	45°	166.8	172.5
530.0	530.0	530.5	531.0	531.5	532.0	532.0	532.0	532.0	532.0	47.5°	161.1	158.8
539.5	540.0	540.5	541.0	541.5	542.0	541.8	541.5	541.0	541.0	50°	156.5	156.5
549.5	550.0	550.8	551.5	552.2	553.0	552.8	552.5	552.0	552.0	52.5°	153.1	150.8
558.2	558.0	558.5	559.0	559.5	560.0	560.0	560.0	560.0	561.0	55°	148.5	146.2
564.5	564.0	564.2	564.5	564.8	565.0	565.2	565.5	566.0	567.0	57.5°	145.1	139.4
567.2	567.0	567.5	568.0	568.5	569.0	568.8	568.5	568.0	569.0	60°	141.6	135.9
569.5	570.0	570.8	571.5	572.2	573.0	572.8	572.5	572.0	572.0	62.5°	139.4	132.5
574.0	574.0	574.8	575.5	576.2	577.0	577.0	577.0	577.0	578.0	65°	135.9	129.1
576.0	576.0	576.0	576.0	576.0	576.0	576.0	576.0	576.0	576.0	67.5°	131.4	122.2
										70°	122.2	114.2
										72.5°	113.1	104.0
										75°	99.4	91.4
										77.5°	83.4	74.3
										80°	62.8	57.1
										82.5°	45.7	38.8
										85°	20.6	14.9
										87.5°	0.0	0.0
										90°	0.0	0.0
										92.5°	0.0	0.0
										95°	1.0	1.0
										97.5°	3.0	2.0
										100°	14.0	10.0
										102.5°	38.0	32.0
										105°	61.0	56.0
										107.5°	84.0	80.0
										110°	106.0	103.0



REPORT NUMBER: P227535

CATALOG NUMBER: ISS-AF-600-LED-E1-1

0-LED-E1-T2-7030-ULG

**tinued):**

175°	180°
452.4	452.4
403.2	402.1
341.6	339.3
314.1	313.0
314.1	314.1
327.8	327.8
343.8	343.8
355.3	356.4
358.7	359.8
341.6	341.6
308.4	308.4
265.0	269.6
226.2	230.7
201.0	204.5
193.1	194.2
212.5	213.6
209.0	211.3
179.3	180.5
161.1	161.1
154.2	153.1
154.2	151.9
158.8	157.6
151.9	151.9
148.5	148.5
145.1	145.1
143.9	142.8
143.9	141.6
141.6	138.2
133.7	124.5
114.2	106.2
92.5	91.4
72.0	73.1
54.8	54.8
40.0	33.1
11.4	11.4
0.0	0.0
0.0	0.0
0.0	0.0
1.0	1.0
2.0	2.0
8.0	8.0
28.0	28.0
54.0	54.0
77.0	78.0
102.0	101.0

**CANDELA DISTRIBUTION (continued):**

	155°	165°	175°
112.5°	129.0	126.0	124.0
115°	151.0	149.0	147.0
117.5°	174.0	172.0	170.0
120°	198.0	196.0	195.0
122.5°	223.0	221.0	220.0
125°	248.0	247.0	246.0
127.5°	272.0	270.0	269.0
130°	294.0	293.0	292.0
132.5°	318.0	317.0	314.0
135°	341.0	339.0	337.0
137.5°	364.0	363.0	360.0
140°	386.0	385.0	383.0
142.5°	407.0	408.0	406.0
145°	428.0	428.0	426.0
147.5°	448.0	447.0	444.0
150°	465.0	464.0	462.0
152.5°	482.0	483.0	480.0
155°	501.0	502.0	500.0
157.5°	516.0	517.0	515.0
160°	529.0	529.0	527.0
162.5°	538.0	539.0	536.0
165°	548.0	549.0	547.0
167.5°	558.0	559.0	556.0
170°	565.0	566.0	563.0
172.5°	567.0	569.0	566.0
175°	569.0	570.0	569.0
177.5°	574.0	575.0	573.0
180°	576.0	576.0	576.0

12-7030-ULG

180°
124.0
146.0
169.0
193.0
219.0
244.0
267.0
290.0
313.0
336.0
359.0
382.0
404.0
425.0
444.0
461.0
479.0
499.0
513.0
525.0
535.0
546.0
555.0
562.0
565.0
567.0
572.0
576.0

(END OF REPORT)